

3-1415535-7 ✓ ACTIVE

SCHRACK | SCHRACK Miniature PCB Relay REL

TE Internal #: 3-1415535-7

Power Relays, Standard, Monostable, DC, 360 mW Coil Power


Rating DC, 1600 Ω Coil Resistance, SCHRACK Miniature PCB Relay

REL

[View on TE.com >](#)



Relays, Contactors & Switches > Relays > Power Relays



Power Relay Type: **Standard**

Coil Magnetic System: **Monostable, DC**

Coil Power Rating Class: **300 – 400 mW**

Coil Power Rating DC: **360 mW**

Coil Resistance: **1600 Ω**

Features

Product Type Features

Power Relay Type	Standard
------------------	----------

Electrical Characteristics

Insulation Initial Dielectric Between Coil & Contact Class	2500 – 3000 V
--	---------------

Insulation Initial Dielectric Between Open Contacts	1000 Vrms
---	-----------

Contact Limiting Making Current	5 A
---------------------------------	-----

Contact Limiting Short-Time Current	5 A
-------------------------------------	-----

Contact Limiting Continuous Current	5 A
-------------------------------------	-----

Insulation Creepage Class	3 – 5.5 mm
---------------------------	------------

Insulation Initial Dielectric Between Contacts & Coil	3000 Vrms
---	-----------

Insulation Initial Resistance	10000 M Ω
-------------------------------	------------------

Insulation Creepage Between Contact & Coil	4 mm [.157 in]
--	----------------

Contact Limiting Breaking Current	5 A
-----------------------------------	-----

Coil Magnetic System	Monostable, DC
----------------------	----------------

Coil Power Rating Class	300 – 400 mW
-------------------------	--------------



Coil Power Rating DC	360 mW
Coil Resistance	1600 Ω
Coil Special Features	UL Coil Insulation Class F
Coil Voltage Rating	24 VDC
Contact Switching Load (Min)	10mA @ 12V
Contact Switching Voltage (Max)	400 VAC
Contact Voltage Rating	250 VAC

Body Features

Insulation Special Features	Tracking Index of Relay Base PTI250
Product Weight	5 g[.1764 oz]

Contact Features

Contact Plating Material	Silver Nickel
Contact Arrangement	1 Form A (NO)
Contact Current Class	5 – 10 A, 16 A
Contact Current Rating (Max)	5 A
Contact Material	AgNi90/10
Contact Number of Poles	1
Relay Terminal Type	PCB-THT

Mechanical Attachment

Relay Mounting Type	Printed Circuit Board
---------------------	-----------------------

Dimensions

Length Class (Mechanical)	20 – 25 mm
Insulation Clearance Class	2.5 – 4 mm
Height Class (Mechanical)	11 – 12 mm
Insulation Clearance Between Contact & Coil	4 mm[.157 in]
Width Class (Mechanical)	10 – 12 mm
Product Width	10.7 mm[.421 in]
Product Length	20.7 mm[.815 in]
Product Height	12 mm[.472 in]

Usage Conditions

Environmental Ambient Temperature Class	70 – 85 $^{\circ}$ C
Environmental Ambient Temperature (Max)	85 $^{\circ}$ C[185 $^{\circ}$ F]



Packaging Features

Packaging Method	Box & Tube, Carton
------------------	--------------------

Product Compliance


[For compliance documentation, visit the product page on TE.com>](#)

EU RoHS Directive 2011/65/EU	Compliant
EU ELV Directive 2000/53/EC	Compliant
China RoHS 2 Directive MIIT Order No 32, 2016	No Restricted Materials Above Threshold
EU REACH Regulation (EC) No. 1907/2006	Current ECHA Candidate List: JUNE 2022 (224) Candidate List Declared Against: JUNE 2022 (224) Does not contain REACH SVHC
Halogen Content	Not Low Halogen - contains Br or Cl > 900 ppm.
Solder Process Capability	Wave solder capable to 265°C


Product Compliance Disclaimer

This information is provided based on reasonable inquiry of our suppliers and represents our current actual knowledge based on the information they provided. This information is subject to change. The part numbers that TE has identified as EU RoHS compliant have a maximum concentration of 0.1% by weight in homogenous materials for lead, hexavalent chromium, mercury, PBB, PBDE, DBP, BBP, DEHP, DIBP, and 0.01% for cadmium, or qualify for an exemption to these limits as defined in the Annexes of Directive 2011/65/EU (RoHS2). Finished electrical and electronic equipment products will be CE marked as required by Directive 2011/65/EU. Components may not be CE marked. Additionally, the part numbers that TE has identified as EU ELV compliant have a maximum concentration of 0.1% by weight in homogenous materials for lead, hexavalent chromium, and mercury, and 0.01% for cadmium, or qualify for an exemption to these limits as defined in the Annexes of Directive 2000/53/EC (ELV). Regarding the REACH Regulation, the information TE provides on SVHC in articles for this part number is based on the latest European Chemicals Agency (ECHA) 'Guidance on requirements for substances in articles' posted at this URL: <https://echa.europa.eu/guidance-documents/guidance-on-reach>

Compatible Parts

<p>TE Part # 3-1415535-6 REL34012</p>	 <p>TE Part # 3-1415535-8 REL34048</p>
---	---

Also in the Series | [SCHRACK Miniature PCB Relay REL](#)



Documents

CAD Files

Customer View Model

[ENG_CVM_CVM_3-1415535-7_D2.3d_igs.zip](#)

English

Customer View Model

[ENG_CVM_CVM_3-1415535-7_D2.3d_stp.zip](#)

English

Customer View Model

[ENG_CVM_CVM_3-1415535-7_D2.2d_dxf.zip](#)

English

3D PDF

3D

By downloading the CAD file I accept and agree to the [Terms and Conditions](#) of use.

Datasheets & Catalog Pages

[Miniature PCB Relay REL](#)

English

Product Specifications

[Definitions, Handling, Processing, Testing and Use of Relays](#)

English

Product Environmental Compliance

[Product Compliance](#)

English

[Product Compliance](#)

English